



# POPULATED INSERTS & SOLUTIONS

for **New & Existing Lighting Projects**

**FIVE BRANDS. ONE MISSION.** *"We exist to simplify the lives of our customers"*



**PRINCIPAL  
SLOAN**  
*A Principal Industries Company*



# LIGHTEN THE LOAD.

Principal Sloan, the proven industry leader in sign cabinet retrofit solutions, now offers populated inserts for greater labor efficiency in new and existing signage projects. Populated inserts save time and labor on large-scale sign projects requiring significant peeling and sticking of LED modules. Principal Sloan can also “kit” your project with custom wiring guides and section labeling for greater productivity and ease of installation.

## THE POWER OF FIVE.

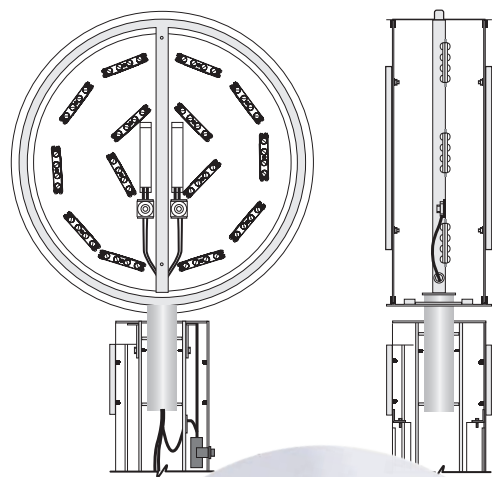
Principal Industries’ alliance of five brands brings years of experience together to craft a custom solution that exceeds expectations and streamlines the installation process.

**FIVE BRANDS. ONE MISSION.** *"We exist to simplify the lives of our customers"*



## APPLICATION SUBWAY STOP

Double-sided sign with Street Wrap Flex product around outside of circular cabinet; LED modules, power supplies and dimmer inside.



Dimmer

Power supply  
(to modules)

LED  
modules


Power supply  
(to Street Wrap Flex)

## HIGHLY ADAPTABLE.

Populated inserts are customizable in a variety of ways to suit your project specifications, including:

- Insert shapes and sizes
- Types of LED modules utilized
- Wire whip lengths
- Inclusion (or exclusion) of power supplies, dimmers, switches, and controls





## APPLICATION BUS STOP

Free-standing structure with populated cabinet inserts. RGBW with custom control panel. Plug and play, Qwik connects. Customized mounting method with flanges.




## CONNECTIONS MADE SIMPLE.

Connections can also be customized, providing plug and play capabilities!



Molex connectors



## APPLICATION SHOWROOM

Existing channel does not allow easy access for installation of peel and stick modules. Designed semi-rigid substrate that can be "dropped in" to ensure consistent module spacing.



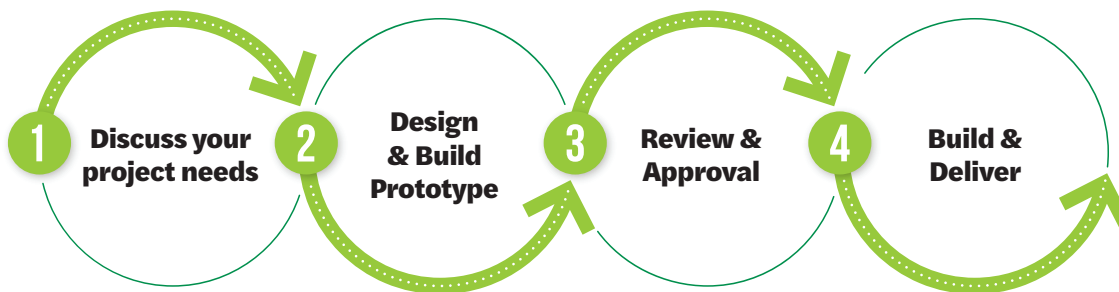


## APPLICATION BUILDING LOGO

Traditional 5" deep channel letter with custom RGBW Pixel insert to include plug and play connectors for easy installation.



# FAST, EASY ORDERING & INSTALLATION






### SCAN HERE

to contact Principal Sloan Sales now!



Connect with our sales team to schedule a call to discuss your project's needs. We'll create a prototype to determine the module count and placement and generate a quote. Once approved, we'll cut and populate the inserts and ship them to you.

 [principalsloan.com](https://principalsloan.com)  
 325.227.4577  
 3490 Venture Dr., San Angelo, TX 76905

© 2025 Principal Industries Rev B 2025-09-11

 **PRINCIPAL SLOAN**  
A Principal Industries Company